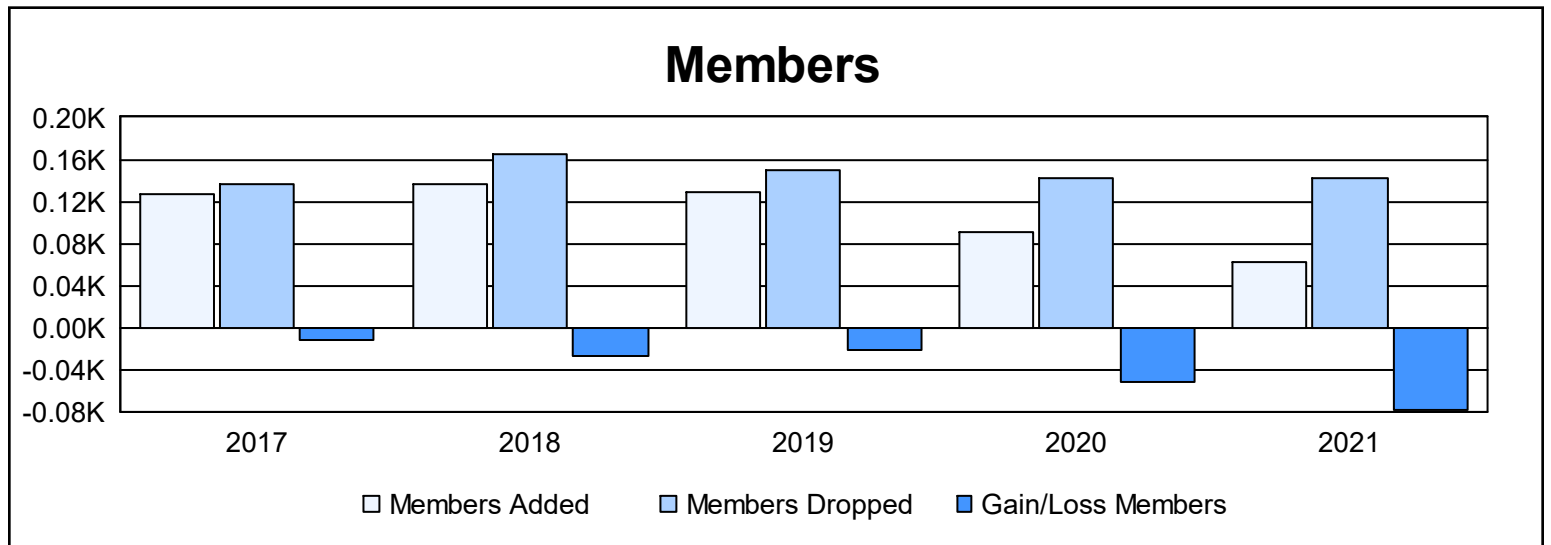
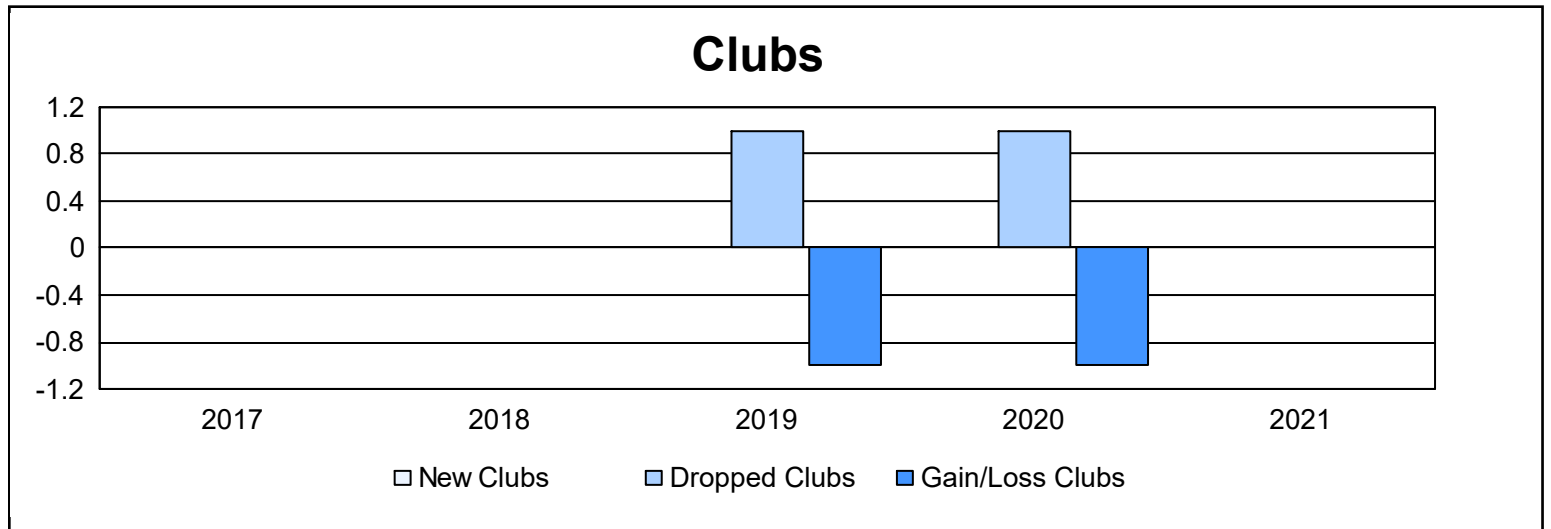
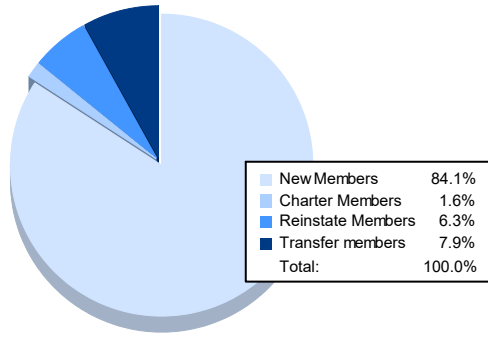


| Year           | New Clubs | Dropped Clubs | Gain/ Loss Clubs | New Members | Charter Members | Reinstate Members | Transfer Members | Total Member Added | Total Members Dropped | Gain/ Loss Members |
|----------------|-----------|---------------|------------------|-------------|-----------------|-------------------|------------------|--------------------|-----------------------|--------------------|
| 2016-2017      | 0         | 0             | 0                | 116         | 0               | 5                 | 5                | 126                | 137                   | -11                |
| 2017-2018      | 0         | 0             | 0                | 115         | 0               | 10                | 12               | 137                | 165                   | -28                |
| 2018-2019      | 0         | 1             | -1               | 108         | 0               | 9                 | 11               | 128                | 149                   | -21                |
| 2019-2020      | 0         | 1             | -1               | 76          | 1               | 4                 | 9                | 90                 | 142                   | -52                |
| 2020-2021      | 0         | 0             | 0                | 53          | 1               | 4                 | 5                | 63                 | 142                   | -79                |
| <b>Average</b> | <b>0</b>  | <b>0</b>      | <b>0</b>         | <b>94</b>   | <b>0</b>        | <b>6</b>          | <b>8</b>         | <b>109</b>         | <b>147</b>            | <b>-38</b>         |



### Membership Composition June 2021 Cumulative



### Gender Composition June 2021 Cumulative

